



Customer
Conference

**The Metrics You Need ... Fast
with Power BI and BC SaaS**

Today's Presenter



Savannah Dill

Power Platform Consultant

+1 574-367-4730

sdill@innovia.com

Customer
Conference


The Innovia Baseline Packs

Finance/Sales Pack

- ✓ Sales/COGS Report
- ✓ A/R Report
- ✓ Sales/Budget Analysis
- ✓ Purchasing Report
- ✓ Inventory

Manufacturing Pack

- ✓ Production Report
- ✓ Labor Report
- ✓ Cost Analysis Report
- ✓ Inventory/Usage Report
- ✓ Purchasing for Manufacturing



What is Power BI?

- ✓ A Business Intelligence Platform
- ✓ Connects with hundreds of different services
 - ✓ Business Central
 - ✓ CRM
 - ✓ Dataverse
- ✓ Custom Connectors
- ✓ Massive Community of Data Analysts and Designers

How these Report Packs Empower your Business

- ✓ Quickly find the most important sales, finance, and manufacturing KPIs
- ✓ Highlight anomalies within your data
- ✓ Visualize data in interesting and insightful ways


Finance and Sales Pack

Elevate your Sales Data!



Innovia Finance and Sales Report Pack

- ✓ Pre-configured to work with Business Central SaaS
- ✓ Includes reports covering revenue, gross margin, budget, and more!
- ✓ Can be configured to work with Business Central On-Premises or NAV



Demonstration




Manufacturing Pack

Empower your Manufacturing Process!



Innovia Manufacturing Report Pack

- ✓ Pre-configured to work with Business Central SaaS
- ✓ Can be configured to work with Business Central On-Premises or NAV
- ✓ Includes reports covering costs, production, purchasing, and more!



Demonstration



Customer
Conference

Customizations

- ✓ If you like what you see and want to do more, Innovia Consulting can help.
- ✓ Optional branding package available to make the reports match your company's look.
- ✓ More information about this and other Power Platform products at <https://www.innovia.com/power-platform>